



**Course:** QuantitativeMethodsforBusinessandEconomics: ECON-2500-32I-Su23-ECON-2500-32I  
**Instructor:** Jun He \*  
**Response Rate:** 4/9 (44.44 %)



**1 - The instructor provided learning activities beyond lecture/content postings (group discussions/chats, projects, presentations, field work, guest speakers, videos, demonstrations, labs, etc.) that helped me understand course concepts, and/or the world differently. Please provide the instructor feedback about these types of learning activities in your class.**

Response Option	Weight	Frequency	Percent	Percent Responses	Means
For me, there was a good balance between activities and lecture or content postings	(3)	4	100.00%		
For me, there were too few activities	(2)	0	0.00%		
For me, there were too many activities	(1)	0	0.00%		
Not applicable, there were no learning activities beyond lecture or content postings	(0)	0	0.00%		
				0 25 50 100	
<b>Response Rate</b>					
4/9 (44.44%)					

**2 - For you, how effective were the learning activities?**

Response Option	Weight	Frequency	Percent	Percent Responses	Means
Very effective	(3)	4	100.00%		
Effective	(2)	0	0.00%		
Not effective	(1)	0	0.00%		
				0 25 50 100	
<b>Response Rate</b>					
4/9 (44.44%)					


**3 - Would you like to elaborate on your response?**

Response Option	Weight	Frequency	Percent	Percent Responses	Means
Elaborate further	(2)	2	50.00%		
No, continue to next question	(1)	2	50.00%		
				0 25 50 100	
<b>Response Rate</b>					
4/9 (44.44%)					

**4 - Please elaborate on your previous response:**

<b>Response Rate</b>	2/9 (22.22%)
<ul style="list-style-type: none"> <li>• Professor He put in a ton of time creating videos that made it so much easier to learn the content. It was extremely helpful to see example problems done. I would have had a lot harder time getting through this course if not for all learning resources provided.</li> <li>• Professor took his time in creating videos for each topic in the course. The videos were easy to follow and understand the concepts.</li> </ul>	

**5 - In this course, my instructor explained concepts in a way that helped me understand the material.**

Response Option	Weight	Frequency	Percent	Percent Responses	Means
All of the time	(4)	4	100.00%		
Most of the time	(3)	0	0.00%		
Fairly often	(2)	0	0.00%		
Hardly ever	(1)	0	0.00%		
Not applicable, this was not a course where the instructor explained concepts	(0)	0	0.00%		
				0 25 50 100	
<b>Response Rate</b>					
4/9 (44.44%)					

**Course:** QuantitativeMethodsforBusinessandEconomics: ECON-2500-32I-Su23-ECON-2500-32I  
**Instructor:** Jun He \*  
**Response Rate:** 4/9 (44.44 %)

6 - Would you like to elaborate on your response?					
Response Option	Weight	Frequency	Percent	Percent Responses	Means
Elaborate Further	(2)	0	0.00%		
No, continue to next question	(1)	3	100.00%	██████████	
				0 25 50 100	
Response Rate					
3/9 (33.33%)					

7 - Please elaborate on your response below:	
Response Rate	0/9 (0%)

8 - My instructor helped me see real-world applications of the course content.					
Response Option	Weight	Frequency	Percent	Percent Responses	Means
Most of the time	(5)	3	75.00%	██████████	
Often	(4)	1	25.00%	██	
Sometimes	(3)	0	0.00%		
Rarely	(2)	0	0.00%		
Never	(1)	0	0.00%		
Not applicable to this course	(0)	0	0.00%		
				0 25 50 100	
Response Rate					
4/9 (44.44%)					

9 - Would you like to elaborate on your response?					
Response Option	Weight	Frequency	Percent	Percent Responses	Means
Elaborate further	(2)	1	25.00%	██	
No, continue to next question	(1)	3	75.00%	██████████	
				0 25 50 100	
Response Rate					
4/9 (44.44%)					

10 - Please elaborate on your response below:	
Response Rate	1/9 (11.11%)
• Professor He did a good job of including business applications on the assignments so that we were able to see how learning this material would benefit us.	

11 - By incorporating relevant assignments, projects, activities, and/or exams, etc. into the curriculum, my instructor provided me opportunities to think about what I was learning in this class.					
Response Option	Weight	Frequency	Percent	Percent Responses	Means
Often	(4)	4	100.00%	██████████	
Sometimes	(3)	0	0.00%		
Rarely	(2)	0	0.00%		
Never	(1)	0	0.00%		
Not applicable to this course	(0)	0	0.00%		
				0 25 50 100	
Response Rate					
4/9 (44.44%)					

**Course:** QuantitativeMethodsforBusinessandEconomics: ECON-2500-32I-Su23-ECON-2500-32I  
**Instructor:** Jun He \*  
**Response Rate:** 4/9 (44.44 %)

12 - Would you like to elaborate on your response?					
Response Option	Weight	Frequency	Percent	Percent Responses	Means
Elaborate further	(2)	0	0.00%		
No, continue to next question	(1)	4	100.00%	██████████	
				0 25 50 100	
<b>Response Rate</b>					
4/9 (44.44%)					


13 - Please elaborate on your previous response:	
<b>Response Rate</b>	0/9 (0%)



14 - My instructor clearly communicated what was expected on papers, assignments, projects, activities, etc.					
Response Option	Weight	Frequency	Percent	Percent Responses	Means
All of the time	(6)	4	100.00%	██████████	
Most of the time	(5)	0	0.00%		
Some of the time, but not others	(4)	0	0.00%		
The instructor communicated expectations, but most of the time they were unclear	(3)	0	0.00%		
The instructor rarely communicated expectations	(2)	0	0.00%		
The instructor may have communicated expectations, but I didn't pay attention	(1)	0	0.00%		
				0 25 50 100	
<b>Response Rate</b>					
4/9 (44.44%)					

15 - Would you like to elaborate on your response?					
Response Option	Weight	Frequency	Percent	Percent Responses	Means
Elaborate further	(2)	1	25.00%	██	
No, continue to next question	(1)	3	75.00%	██████████	
				0 25 50 100	
<b>Response Rate</b>					
4/9 (44.44%)					


16 - Please elaborate on your previous response:	
<b>Response Rate</b>	1/9 (11.11%)
<ul style="list-style-type: none"> <li>• Professor He was active in communicating material to us. Most of the time, he would reference previous modules to our present discussions.</li> </ul>	



**Course:** QuantitativeMethodsforBusinessandEconomics: ECON-2500-32I-Su23-ECON-2500-32I  
**Instructor:** Jun He \*  
**Response Rate:** 4/9 (44.44 %)

17 - My instructor reviewed materials from the previous class, discussion, or module.					
Response Option	Weight	Frequency	Percent	Percent Responses	Means
Not applicable, this is an online course	(7)	4	100.00%		
Before each class session, discussion, or module	(6)	0	0.00%		
Before most class sessions, discussions, or modules	(5)	0	0.00%		
Sometimes	(4)	0	0.00%		
Occasionally	(3)	0	0.00%		
Rarely	(2)	0	0.00%		
My instructor never reviewed past material	(1)	0	0.00%		
				0 25 50 100	
Response Rate					
4/9 (44.44%)					

18 - Would you like to elaborate on your response?					
Response Option	Weight	Frequency	Percent	Percent Responses	Means
Elaborate further	(2)	1	25.00%		
No, continue to next question	(1)	3	75.00%		
				0 25 50 100	
Response Rate					
4/9 (44.44%)					

19 - Please elaborate on your previous response:	
<b>Response Rate</b>	1/9 (11.11%)
<ul style="list-style-type: none"> <li>Each week's material often tended to depend on knowledge of the material from previous weeks. As such, a comprehensive review of each module wasn't really needed, since previous concepts were later incorporated into more advanced applications or concepts. In addition, the recorded videos and documents remained available for review as necessary.</li> </ul>	

20 - To my knowledge, my instructor was available and accessible to me as outlined in the syllabus.					
Response Option	Weight	Frequency	Percent	Percent Responses	Means
Always	(7)	4	100.00%		
Most of the time	(6)	0	0.00%		
Some of the time	(5)	0	0.00%		
Rarely	(4)	0	0.00%		
The instructor was never available	(3)	0	0.00%		
I don't know, the instructor's availability conflicted with my schedule	(2)	0	0.00%		
I don't know, I never attempted to meet with or contact my instructor	(1)	0	0.00%		
				0 25 50 100	
Response Rate					
4/9 (44.44%)					


21 - Would you like to elaborate on your response?					
Response Option	Weight	Frequency	Percent	Percent Responses	Means
Elaborate further	(2)	1	25.00%		
No, continue to next question	(1)	3	75.00%		
				0 25 50 100	
Response Rate					
4/9 (44.44%)					

**Course:** QuantitativeMethodsforBusinessandEconomics: ECON-2500-321-Su23-ECON-2500-321  
**Instructor:** Jun He \*  
**Response Rate:** 4/9 (44.44 %)


**22 - Please elaborate on your previous response:**

<b>Response Rate</b>	1/9 (11.11%)
<ul style="list-style-type: none"> <li>• He sent out reminders when submissions were about to be overdue through email, make the exam to be open-note, giving extra credit opportunities, optional final and did all above to mindfully ensure our learning and success is convenient and straightforward in this class.</li> </ul>	

**23 - I received my graded assignments, papers, projects, presentations, exams, and other assigned work in the time specified on the syllabus or discussed in class.**

Response Option	Weight	Frequency	Percent	Percent Responses	Means
All of the time	(5)	4	100.00%		
Most of the time	(4)	0	0.00%		
Some of the time	(3)	0	0.00%		
Rarely	(2)	0	0.00%		
I don't know, I didn't look at the syllabus or pay attention in class	(1)	0	0.00%		
				0 25 50 100	
<b>Response Rate</b>					
4/9 (44.44%)					


**24 - Would you like to elaborate on your response?**

Response Option	Weight	Frequency	Percent	Percent Responses	Means
Elaborate further	(2)	0	0.00%		
No, continue to next question	(1)	4	100.00%		
				0 25 50 100	
<b>Response Rate</b>					
4/9 (44.44%)					



**25 - Please elaborate on your previous response:**

<b>Response Rate</b>	0/9 (0%)
----------------------	----------

**26 - My instructor was appropriately respectful of students.**

Response Option	Weight	Frequency	Percent	Percent Responses	Means
All of the time	(5)	4	100.00%		
Most of the time	(4)	0	0.00%		
Some of the time	(3)	0	0.00%		
Almost never	(2)	0	0.00%		
The instructor was respectful to other students, but not to me	(1)	0	0.00%		
				0 25 50 100	
<b>Response Rate</b>					
4/9 (44.44%)					

**27 - Would you like to elaborate on your response?**

Response Option	Weight	Frequency	Percent	Percent Responses	Means
Elaborate further	(2)	1	25.00%		
No, continue to next question	(1)	3	75.00%		
				0 25 50 100	
<b>Response Rate</b>					
4/9 (44.44%)					

**Course:** QuantitativeMethodsforBusinessandEconomics: ECON-2500-321-Su23-ECON-2500-321  
**Instructor:** Jun He \*  
**Response Rate:** 4/9 (44.44 %)

**28 - Please elaborate on your previous response:**

<b>Response Rate</b>	1/9 (11.11%)
• Professor He would set up group zoom meetings if we did not understand a concept or 1-1 in case a student is struggling and falling behind. Great teacher!	

**29 - My instructor's teaching or presentation of the material held my interest.**

Response Option	Weight	Frequency	Percent	Percent Responses	Means
Not applicable, this is an online course	(7)	0	0.00%		
My instructor always held my interest	(6)	3	75.00%	██████████	
My instructor held my interest most of the time	(5)	1	25.00%	████	
My instructor sometimes held my interest	(4)	0	0.00%		
My instructor rarely held my interest	(3)	0	0.00%		
My instructor never held my interest	(2)	0	0.00%		
I am always bored in class, not just this one	(1)	0	0.00%		
				0 25 50 100	
<b>Response Rate</b>					
4/9 (44.44%)					

**30 - Would you like to elaborate on your response?**

Response Option	Weight	Frequency	Percent	Percent Responses	Means
Elaborate further	(2)	0	0.00%		
No, continue to next question	(1)	4	100.00%	██████████	
				0 25 50 100	
<b>Response Rate</b>					
4/9 (44.44%)					

**31 - Please elaborate on your previous response:**

<b>Response Rate</b>	0/9 (0%)
----------------------	----------

**32 - My instructor invited students to ask questions in the course.**

Response Option	Weight	Frequency	Percent	Percent Responses	Means
About the right amount for me	(5)	4	100.00%	██████████	
A bit too often for me	(4)	0	0.00%		
Not quite enough for me	(3)	0	0.00%		
Never, the instructor seemed to discourage student questions	(2)	0	0.00%		
To me, the instructor seemed overly reliant on student questions	(1)	0	0.00%		
				0 25 50 100	
<b>Response Rate</b>					
4/9 (44.44%)					

**33 - Would you like to elaborate on your response?**

Response Option	Weight	Frequency	Percent	Percent Responses	Means
Elaborate further	(2)	1	25.00%	████	
No, continue to next question	(1)	3	75.00%	██████████	
				0 25 50 100	
<b>Response Rate</b>					
4/9 (44.44%)					

**Course:** QuantitativeMethodsforBusinessandEconomics: ECON-2500-32I-Su23-ECON-2500-32I  
**Instructor:** Jun He \*  
**Response Rate:** 4/9 (44.44 %)

**34 - Please elaborate on your previous response:**

<b>Response Rate</b>	1/9 (11.11%)
<ul style="list-style-type: none"> <li>As the course was an online asynchronous course, the questions were conducted exclusively through emails and office hours. However, to my knowledge, the instructor was always available for questions during the scheduled office hour periods and was able to provide answers that were of substantial help to my understanding of the material. I never felt uncomfortable asking the instructor questions, so the instructor did invite students to ask questions in the course.</li> </ul>	

**35 - To me, my instructor seemed organized and well-prepared to teach.**

Response Option	Weight	Frequency	Percent	Percent Responses	Means
Always	(5)	4	100.00%		
Most of the time	(4)	0	0.00%		
Sometimes	(3)	0	0.00%		
Rarely	(2)	0	0.00%		
Never	(1)	0	0.00%		
0 25 50 100					
<b>Response Rate</b>					
4/9 (44.44%)					

**36 - Would you like to elaborate on your response?**

Response Option	Weight	Frequency	Percent	Percent Responses	Means
Elaborate further	(2)	2	50.00%		
No, continue to next question	(1)	2	50.00%		
0 25 50 100					
<b>Response Rate</b>					
4/9 (44.44%)					

**37 - Please elaborate on your previous response:**

<b>Response Rate</b>	2/9 (22.22%)
<ul style="list-style-type: none"> <li>Professor He was extremely organized and laid out the material for the class in clear detailed modules. Professor He's organization made it easier to access learning aids and resources.</li> <li>The material for each week was always clearly organized, and ample instruction (e.g., documents summarizing the week's material, PowerPoint presentations discussing sections of each week's material in depth, recorded videos providing both general explanations as well as practical demonstrations regarding how to solve certain problems) was provided. The presentation of the material for each week was both concise and informative.</li> </ul>	

**38 - It is not possible to capture every nuance of effective teaching in a short survey. In the box below, please describe things your instructor did that were especially effective in helping you learn the material.**

<b>Response Rate</b>	4/9 (44.44%)
<ul style="list-style-type: none"> <li>Professor He provided multiple videos explaining how to use excel/solver and worked out sample problems. I liked how the videos were not too long but were effective in teaching the concept. Professor He's method of lecture, in my opinion, held the classes' attention and helped us be successful in the exams.</li> <li>The detailed videos and slides in this class made learning the material a lot easier for me. I could tell the instructor put in a ton of time to provide adequate resources for students to excel in the class.</li> <li>The instructor provided detailed notes and examples detailing how the assignment and exam problems should be approached and solved.</li> <li>In each subject, Professor He was able to make a video to help us understand the concept presented. Professor He took his time working out problems, including leaving the mistake process, this help me as a student to understand the troubleshooting one is able to do to find the right solution. It encourage me to double check my work.</li> </ul>	

**39 - Do you have any additional recommendations or suggestions for this instructor?**

Response Option	Weight	Frequency	Percent	Percent Responses	Means
No	(1)	4	100.00%		
Yes	(2)	0	0.00%		
0 25 50 100					
<b>Response Rate</b>					
4/9 (44.44%)					

**Course:** QuantitativeMethodsforBusinessandEconomics: ECON-2500-32I-Su23-ECON-2500-32I  
**Instructor:** Jun He \*  
**Response Rate:** 4/9 (44.44 %)

**40 - Please use the box below for your comments:**

**Response Rate** 0/9 (0%)

**41 - I can see how I will use the subject matter covered in this course in the future.**

Response Option	Weight	Frequency	Percent	Percent Responses	Means
Strongly Agree	(5)	2	50.00%		
Agree	(4)	2	50.00%		
Neutral	(3)	0	0.00%		
Disagree	(2)	0	0.00%		
Strongly Disagree	(1)	0	0.00%		
				0 25 50 100	
<b>Response Rate</b>					
4/9 (44.44%)					

**42 - The readings, homework, and other resources provided in the course helped me learn the material as outlined in the learning objectives.**

Response Option	Weight	Frequency	Percent	Percent Responses	Means
Strongly Agree	(5)	4	100.00%		
Agree	(4)	0	0.00%		
Neutral	(3)	0	0.00%		
Disagree	(2)	0	0.00%		
Strongly Disagree	(1)	0	0.00%		
				0 25 50 100	
<b>Response Rate</b>					
4/9 (44.44%)					

**43 - The course had the right balance of exams, assignments, etc. to help me learn the material.**

Response Option	Weight	Frequency	Percent	Percent Responses	Means	
Strongly Agree	(1)	4	100.00%		1.00	
Agree	(2)	0	0.00%			
Neutral	(3)	0	0.00%			
Disagree	(4)	0	0.00%			
Strongly Disagree	(5)	0	0.00%			
				0 25 50 100	Question	
<b>Response Rate</b>			<b>Mean</b>		<b>STD</b>	<b>Median</b>
4/9 (44.44%)			1.00		0.00	1.00

**44 - Exams and other graded items effectively evaluated my performance and mastery of the material.**

Response Option	Weight	Frequency	Percent	Percent Responses	Means
Strongly Agree	(5)	4	100.00%		
Agree	(4)	0	0.00%		
Neutral	(3)	0	0.00%		
Disagree	(2)	0	0.00%		
Strongly Disagree	(1)	0	0.00%		
				0 25 50 100	
<b>Response Rate</b>					
4/9 (44.44%)					



**Course:** QuantitativeMethodsforBusinessandEconomics: ECON-2500-32I-Su23-ECON-2500-32I  
**Instructor:** Jun He \*  
**Response Rate:** 4/9 (44.44 %)

**45 - Overall, I rate this course as excellent.**

Response Option	Weight	Frequency	Percent	Percent Responses	Means
Strongly Agree	(5)	4	100.00%		
Agree	(4)	0	0.00%		
Neutral	(3)	0	0.00%		
Disagree	(2)	0	0.00%		
Strongly Disagree	(1)	0	0.00%		
				0 25 50 100	
<b>Response Rate</b>					
4/9 (44.44%)					

**46 - I would recommend this course to others wanting to learn the material covered.**

Response Option	Weight	Frequency	Percent	Percent Responses	Means
Strongly Agree	(5)	4	100.00%		
Agree	(4)	0	0.00%		
Neutral	(3)	0	0.00%		
Disagree	(2)	0	0.00%		
Strongly Disagree	(1)	0	0.00%		
				0 25 50 100	
<b>Response Rate</b>					
4/9 (44.44%)					

**47 - What were the most beneficial aspects of the course?**

Response Rate	3/9 (33.33%)
<ul style="list-style-type: none"> <li>• Learning real world applications of derivatives and supply and demand curves was beneficial.</li> <li>• The most beneficial aspects of the course would likely constitute the detailed notes and recorded demonstrations regarding how to solve problems from the exams and assignments, especially considering that the course had a significant focus on the mathematical aspect (as opposed to the more conceptual or abstract aspect) of economics. As such, these demonstrations were quite helpful in ensuring my understanding of both how various problem-solving processes needed to be completed as well as the underlying reasoning or conceptual basis for these processes.</li> <li>• The course is a great overview for the other courses I have to take in my senior year.</li> </ul>	

**48 - What is one thing you would change about the course to improve the learning experience?**

Response Rate	2/9 (22.22%)
<ul style="list-style-type: none"> <li>• no changes</li> <li>• N/A</li> </ul>	

**49 - The instructor demonstrated an interest in student learning.**

Response Option	Weight	Frequency	Percent	Percent Responses	Means
Strongly Agree	(5)	4	100.00%		
Agree	(4)	0	0.00%		
Neutral	(3)	0	0.00%		
Disagree	(2)	0	0.00%		
Strongly Disagree	(1)	0	0.00%		
				0 25 50 100	
<b>Response Rate</b>					
4/9 (44.44%)					

**Course:** QuantitativeMethodsforBusinessandEconomics: ECON-2500-32I-Su23-ECON-2500-32I  
**Instructor:** Jun He \*  
**Response Rate:** 4/9 (44.44 %)

50 - The instructor created a welcoming and inclusive learning environment.					
Response Option	Weight	Frequency	Percent	Percent Responses	Means
Strongly Agree	(5)	4	100.00%	<div style="width: 100%; height: 10px; background-color: #ccc;"></div>	
Agree	(4)	0	0.00%		
Neutral	(3)	0	0.00%		
Disagree	(2)	0	0.00%		
Strongly Disagree	(1)	0	0.00%		
				0 25 50 100	
<b>Response Rate</b>					
4/9 (44.44%)					

51 - Overall, the instructor was effective in helping students achieve the course learning objectives.					
Response Option	Weight	Frequency	Percent	Percent Responses	Means
Strongly Agree	(5)	4	100.00%	<div style="width: 100%; height: 10px; background-color: #ccc;"></div>	
Agree	(4)	0	0.00%		
Neutral	(3)	0	0.00%		
Disagree	(2)	0	0.00%		
Strongly Disagree	(1)	0	0.00%		
				0 25 50 100	
<b>Response Rate</b>					
4/9 (44.44%)					

52 - Overall, I rate this instructor an excellent teacher.					
Response Option	Weight	Frequency	Percent	Percent Responses	Means
Strongly Agree	(5)	4	100.00%	<div style="width: 100%; height: 10px; background-color: #ccc;"></div>	
Agree	(4)	0	0.00%		
Neutral	(3)	0	0.00%		
Disagree	(2)	0	0.00%		
Strongly Disagree	(1)	0	0.00%		
				0 25 50 100	
<b>Response Rate</b>					
4/9 (44.44%)					