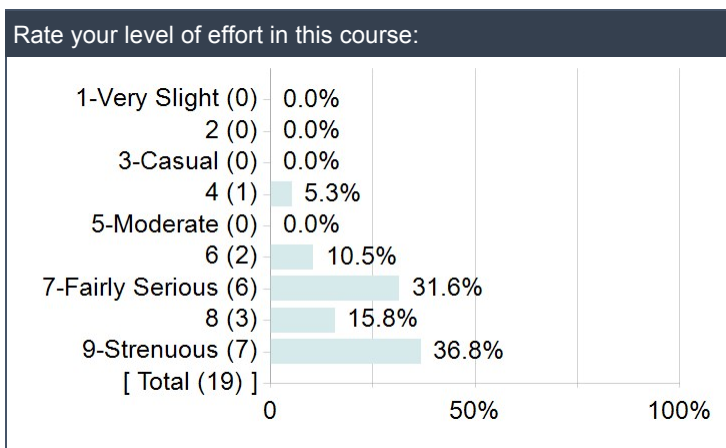


Raters	Students
Responded	20
Invited	22
Response Ratio	90.9%

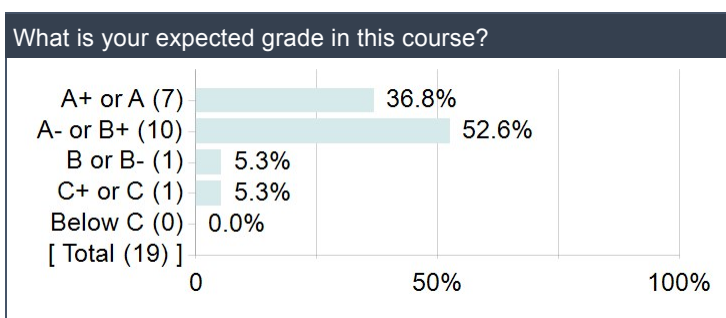
Course Evaluation Form

This form is intended to help instructors identify areas of strength and weakness in their teaching. Results are also utilized for the purpose of performance review. Please keep these objectives in mind as you provide your responses.

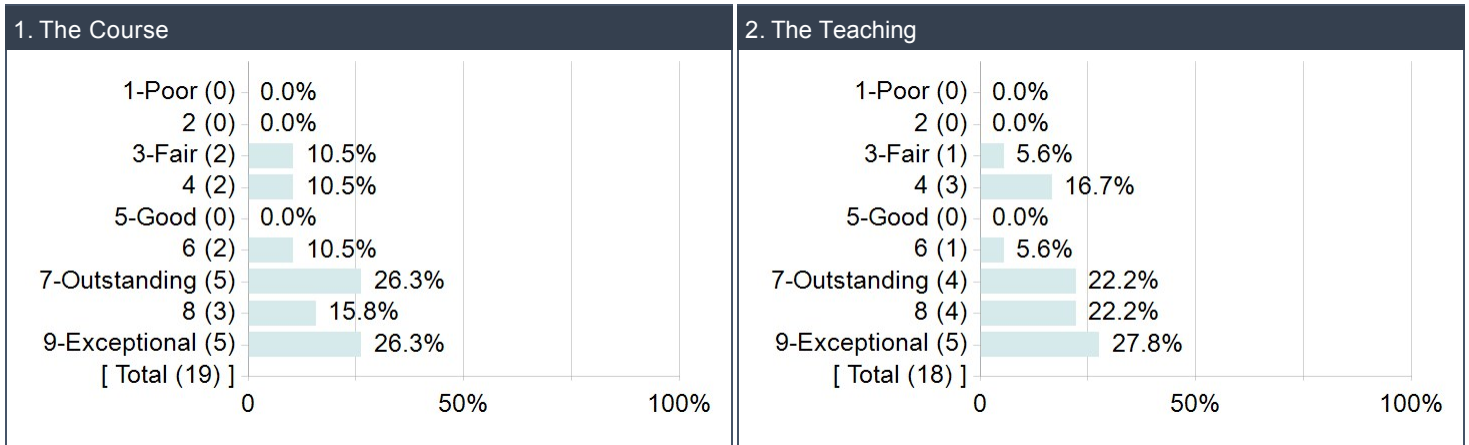
Rate your level of effort in this course:



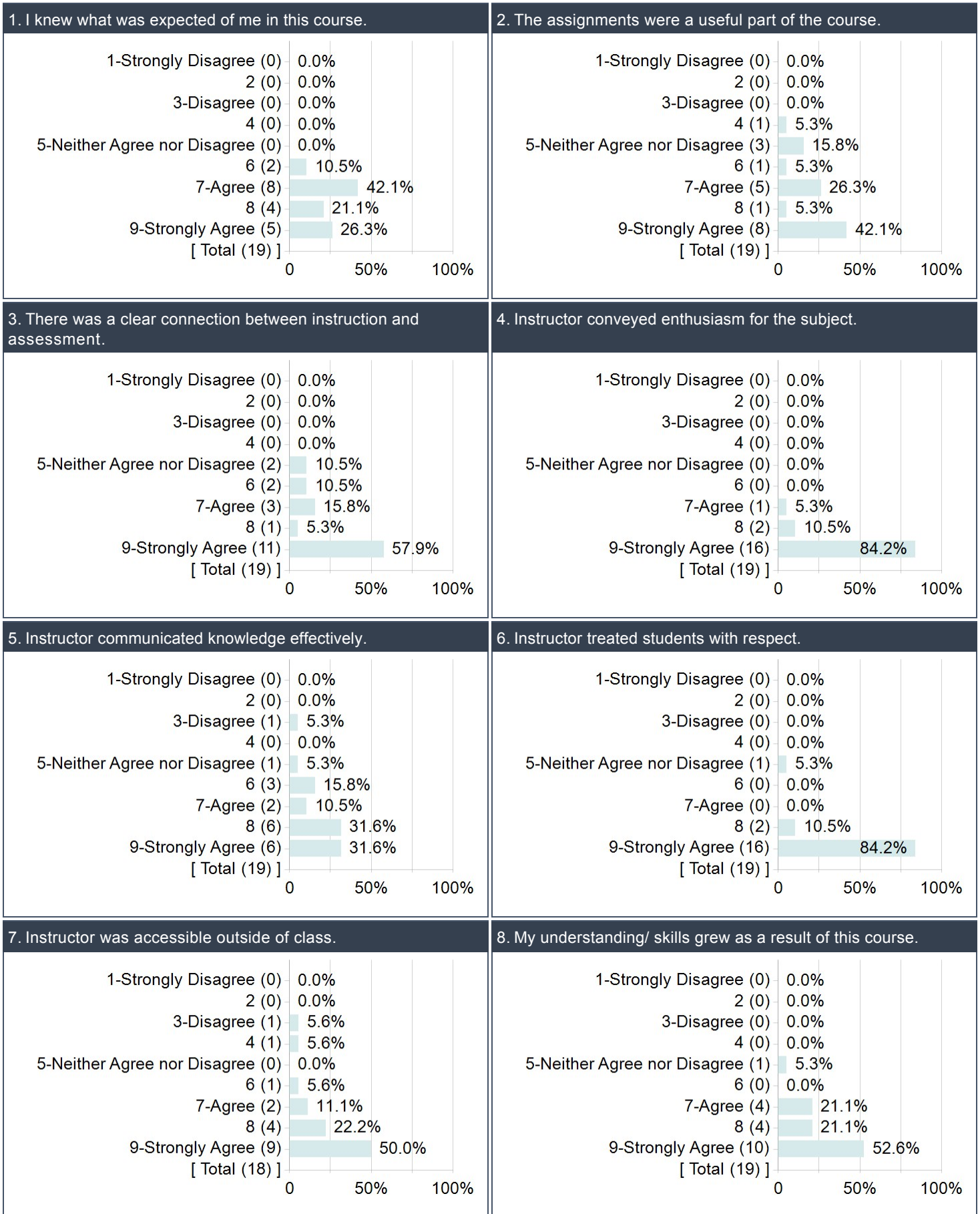
What is your expected grade in this course?



Please rate the overall quality of:



Please rate the course and the instructor on the following criteria:



Rate your level of effort in this course:

Question	Course				Class Size (20-49)				Division of Course (2)			
	Response Count	Mean	Standard Deviation	Median	Response Count	Mean	Standard Deviation	Median	Response Count	Mean	Standard Deviation	Median
Rate your level of effort in this course:	19	7.63	1.38	8.00	5214	6.89	1.58	7.00	3651	6.99	1.46	7.00

What is your expected grade in this course?

Question	Course				Class Size (20-49)				Division of Course (2)			
	Response Count	Mean	Standard Deviation	Median	Response Count	Mean	Standard Deviation	Median	Response Count	Mean	Standard Deviation	Median
What is your expected grade in this course?	19	1.79	0.79	2.00	4777	1.80	0.82	2.00	3233	1.77	0.74	2.00

Please rate the overall quality of:

Question	Course				Class Size (20-49)				Division of Course (2)			
	Response Count	Mean	Standard Deviation	Median	Response Count	Mean	Standard Deviation	Median	Response Count	Mean	Standard Deviation	Median
The Course	19	6.84	2.03	7.00	5238	6.98	1.73	7.00	3653	7.13	1.69	7.00
The Teaching	18	7.00	2.00	7.50	5140	7.12	1.87	7.00	3603	7.26	1.85	8.00

Please rate the course and the instructor on the following criteria:

Question	Course				Class Size (20-49)				Division of Course (2)			
	Response Count	Mean	Standard Deviation	Median	Response Count	Mean	Standard Deviation	Median	Response Count	Mean	Standard Deviation	Median
I knew what was expected of me in this course.	19	7.63	1.01	7.00	5258	7.70	1.57	8.00	3680	7.68	1.54	8.00
The assignments were a useful part of the course.	19	7.37	1.71	7.00	5194	7.68	1.58	8.00	3635	7.73	1.53	8.00
There was a												

Question	Course				Class Size (20-49)				Division of Course (2)			
	Response Count	Mean	Standard Deviation	Median	Response Count	Mean	Standard Deviation	Median	Response Count	Mean	Standard Deviation	Median
clear connection between instruction and assessment.	19	7.89	1.49	9.00	5164	7.73	1.64	8.00	3585	7.77	1.59	8.00
Instructor conveyed enthusiasm for the subject.	19	8.79	0.54	9.00	5230	8.29	1.20	9.00	3661	8.37	1.13	9.00
Instructor communicated knowledge effectively.	19	7.47	1.65	8.00	5229	7.71	1.73	8.00	3666	7.80	1.69	9.00
Instructor treated students with respect.	19	8.68	0.95	9.00	5227	8.36	1.24	9.00	3669	8.37	1.27	9.00
Instructor was accessible outside of class.	18	7.78	1.80	8.50	5077	8.06	1.42	9.00	3589	8.14	1.33	9.00
My understanding/skills grew as a result of this course.	19	8.16	1.12	9.00	5226	7.88	1.52	9.00	3653	7.94	1.53	9.00

Please comment on the strengths and weaknesses of the course.

Comments
Strengths: Some of the material was a bit difficult to understand in a mathematical sense, but when you actually considered the concepts working behind the math, it became far easier to understand Weaknesses: Some of the math appears to be a bit difficult to convey at a 200 level for some of my peers
Professor He uses a lot of real-world examples to drive home economic principles in his students. Also, he makes the class interesting every session to engage his students. Finally, while the course can be math-intensive, he makes the math easy to understand for students that don't have strong math skills.
Professor He is very passionate about the subject and his energy is definitely infectious. I wish that there was more support outside of class.
Very interesting course with very useful information and problem sets outside of class time
It is a new class so it was a bit unorganized... Often I was confused about the scope of what I was learning
The course was different from other courses offered before and was very applicable to fields I am looking to go into for my career. It added an interesting perspective to economics which hasn't been offered in the past.
Good course but was tough when it came to understanding the math side of it. Sometimes felt more about math than about sports but that's how it's advertised during pre registration anyway.
Very well taught course and very interesting and applicable material. Textbook is very easy to understand and applies very well to the course.
The course was very well designed and Professor He progressed the course very well from unit to unit.
I learned a lot.
Super interesting material covered at a good pace
The course brought up economic topics I had yet to discuss in my time at Wesleyan, however, the application of calculus and math made it quite difficult.
This course did a great job of communicating knowledge about the link between sports and economics effectively. It provided clear understanding of how different economic models applied to sports situations.

Please comment on the strengths and weaknesses of the teaching.

Comments
Strengths: Good notes, class notes follow chronologically with the textbook notes. Also, the textbook notes are kind of vague but professor He does a great job of clarifying the in-between steps. Weaknesses: Sometimes topics seem very abstract
This course is my second course with Professor He, and one thing I've noticed is that he cares immensely about his students and always makes sure that everyone is following along in the coursework. He is also very available for his students and hosts office hours to address his students' needs.
I enjoyed the teaching.
Strengths: made a lot of relatable connections to real life while instructing
He is a great person. He loves teaching and it is clear in the way he interacts with his students. He struggles at passing information to the students... Partly because of the info that is lost when he speaks due to his heavy Chinese accent.
Professor He expressed a lot of interest in the topic, which made it exciting to learn the material. His passion for the topic helped as he was able to explain topics in detail.
Teacher was very thoughtful and understanding of students who did not have a strong grasp of derivatives in his course and was easily accessible when help was needed.
Professor He is a phenomenal instructor and always has a great classroom environment. He treats everyone with the utmost respect and cares deeply for the learning of his students. This is my second class with him and I look forward to my next course with him as an instructor.
Professor He deeply cares for his students and emphasizes every point to make sure students understand the material.
Very good and passionate professor.
Good, patient communicator
Professor was extremely respectful to each and every student and it made the class experience that much better.
Professor He communicated passion on the topic each week. He was unafraid to express his love for F1 and basketball especially, referring to them often. These analogies were the best parts of the teaching. To me, the weaknesses in the teaching were the over-reliance on derivatives and maximization problems. At times this class felt more like ECON301 for that reason. More time should have been spent on the actual application of the models rather than the math.

Do you have any other comments? Feel free to clarify the reasons for particular ratings above or comment on anything else not yet addressed.

Comments
Thank you, Professor He!
No further comments.
It was a new course this semester, so a bit unclear on expectations and what is or isn't appropriate for class level.
Professor He is a great professor and a tireless worker whose passion for economics is unparalleled.